

Scaled data based on original data using
LM-79-08 Approved Method: Electrical and Photometric Measurements of Solid-
State Lighting Products

Test Report Prepared for
Cooper Lighting Solutions
(formerly Eaton)

Brand: McGRAW-EDISON

Report Number: P941373

Luminaire Tested: **GALN-SB4D-850-U-T1**

Issue Date: 1/21/2025

Test Information

Test Method: LM-79-08
Report Number: P941373
TEST IS SCALED FROM IESNA LM-79-08 TEST DATA (G2-2405-108-2)
Test Lab: INNOVATION CENTER
Issue Date: 1/21/2025
Manufacturer: COOPER LIGHTING SOLUTIONS (FORMERLY EATON)
Product Line: MCGRAW-EDISON
Catalog Number: GALN-SB4D-850-U-T1
Description: GALLEON AREA AND ROADWAY HIGH DENSITY LED LUMINAIRE
(4) 80 CRI, 5000K, 900mA LIGHTSQUARES WITH 26 LEDS EACH AND TYPE I OPTICS
Light Source: -
Ballast/Driver: -

Summary

Lumens per Lamp: N/A
Luminaire Lumens: 38591 lumens
Efficiency: N/A
Efficacy: 131.4 lumens/watt
Luminous Opening: Rectangular (W 1' x L: 1' x H: 0')
IES Classification: Type I - Short
BUG Rating: B5 - U0 - G5

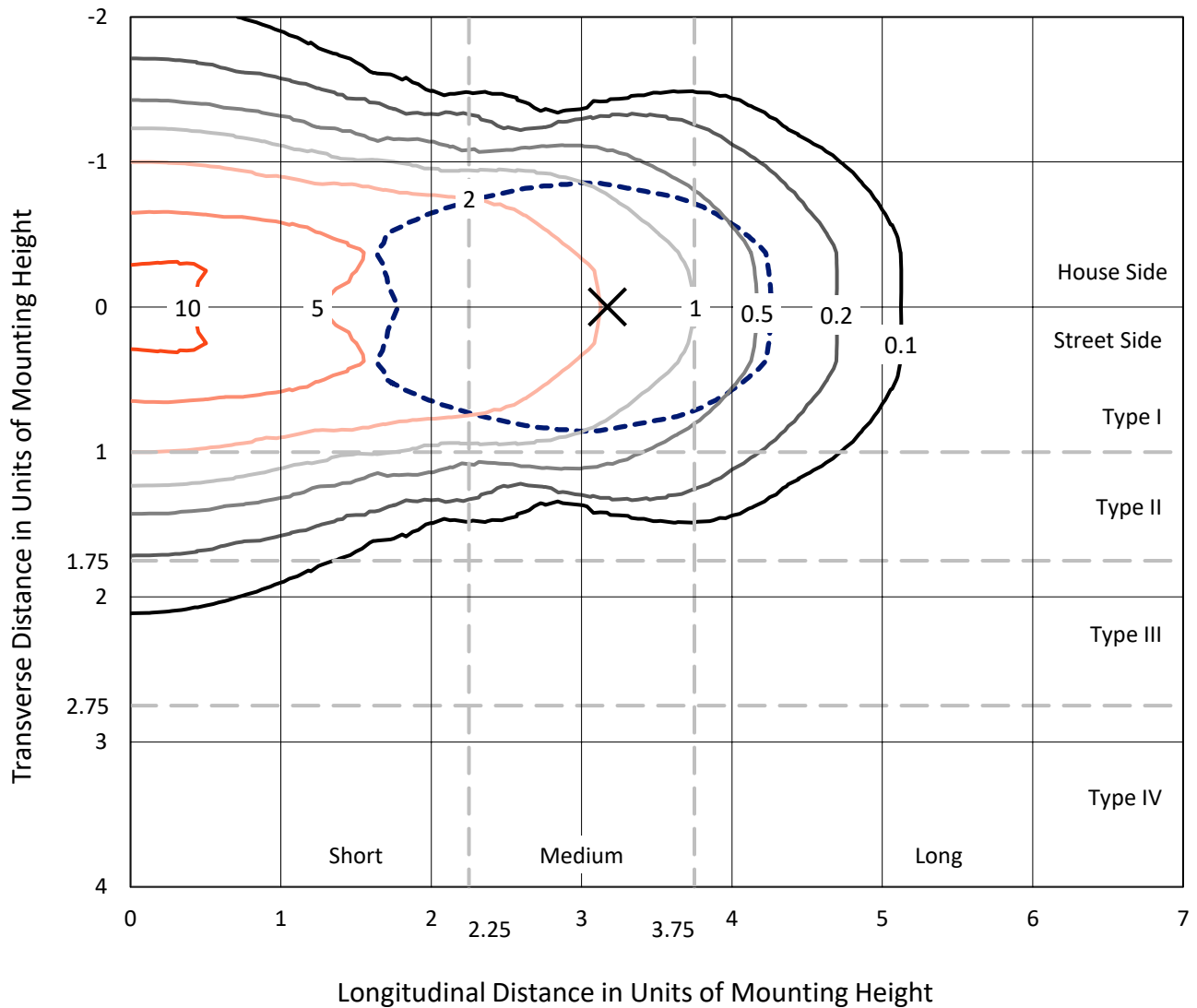
Input Watts (W): 293.6
Input Voltage (V): NR
Input Current (Ain): NR
Voltage Rise (V): NR
Power Factor: NR
Total Harmonic Distortion (THDi): NR
Frequency (hertz): 60
Stabilization Time: NR
Operation Time: NR
Ambient Temperature (°C): NR
Test Distance: 24 FT



REPORT NUMBER: P941373
 CATALOG NUMBER: GALN-SB4D-850-U-T1

Iso-Footcandle Lines of Horizontal Illumination

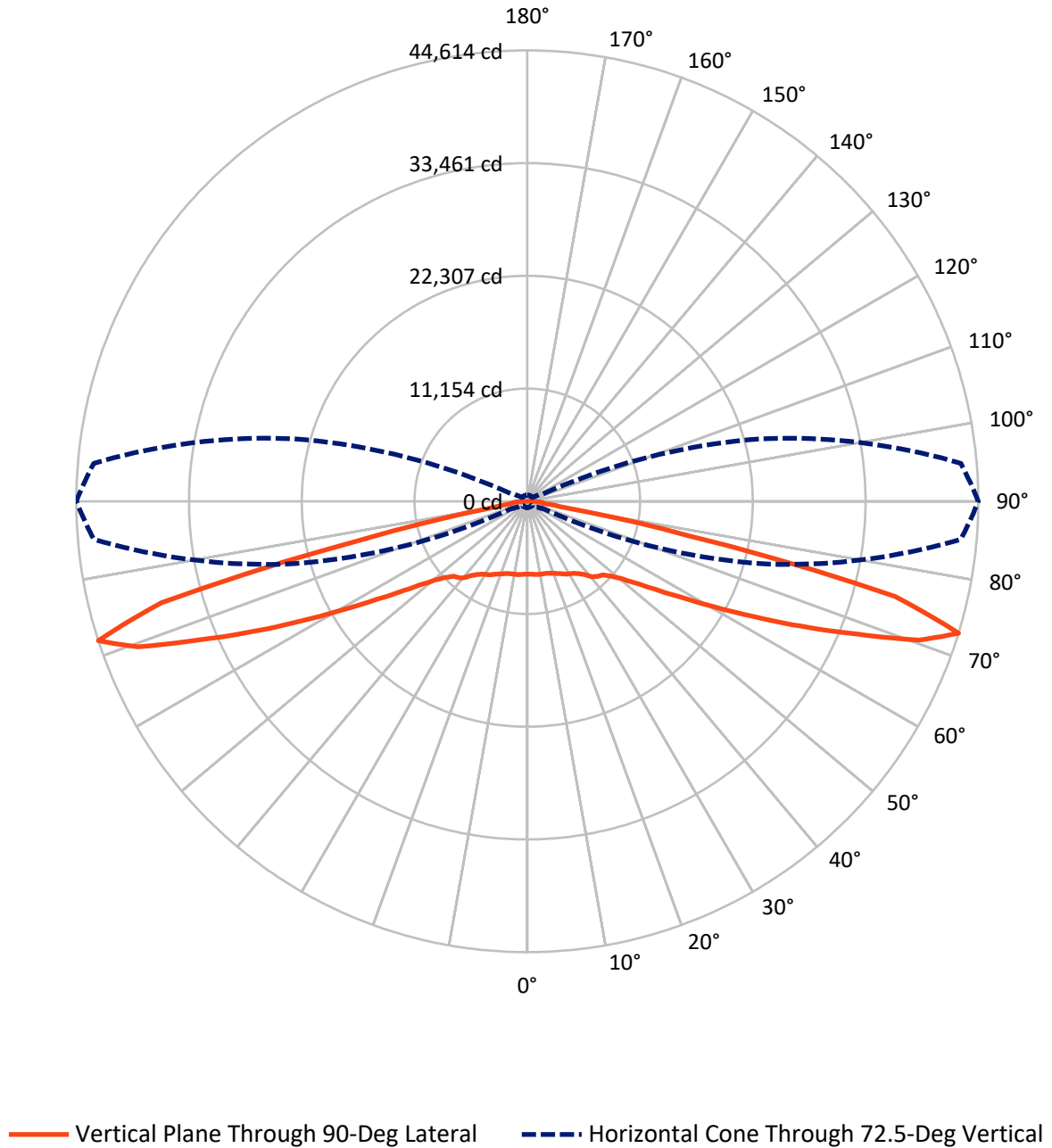
✕ Max cd
 - - - 1/2 Max cd



Based on 25 foot mounting height. Maximum calculated value = 11.5 fc
 Type I - Short - N/A

REPORT NUMBER: P941373
CATALOG NUMBER: GALN-SB4D-850-U-T1

Luminous Intensity Polar Plot



REPORT NUMBER: P941373
 CATALOG NUMBER: GALN-SB4D-850-U-T1

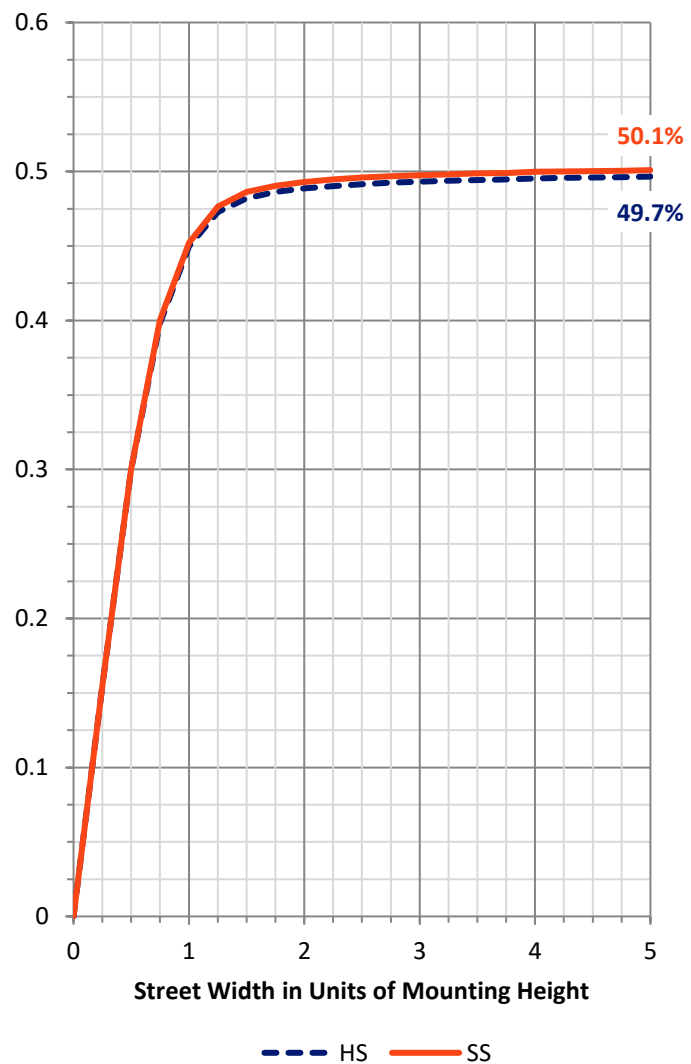
FLUX DISTRIBUTION:

		Downward	Upward	Total
House Side	Lumens	19295.5	0.0	19295.5
	% Fixture	50.0	0.0	50.0
Street Side	Lumens	19295.5	0.0	19295.5
	% Fixture	50.0	0.0	50.0
Total	Lumens	38591.0	0.0	38591.0
	% Fixture	100.0	0.0	100.0

ZONAL LUMENS:

Zone	Lumens	% Fixture
0°-10°	699.2	1.8
10°-20°	2137.9	5.5
20°-30°	3564.8	9.2
30°-40°	4902.6	12.7
40°-50°	5987.5	15.5
50°-60°	6925.1	17.9
60°-70°	8257.1	21.4
70°-80°	5762.9	14.9
80°-90°	354.0	0.9
90°-100°	0.0	0.0
100°-110°	0.0	0.0
110°-120°	0.0	0.0
120°-130°	0.0	0.0
130°-140°	0.0	0.0
140°-150°	0.0	0.0
150°-160°	0.0	0.0
160°-170°	0.0	0.0
170°-180°	0.0	0.0
0°-90°	38591.0	100.0
0°-180°	38591.0	100.0

Coefficient of Utilization



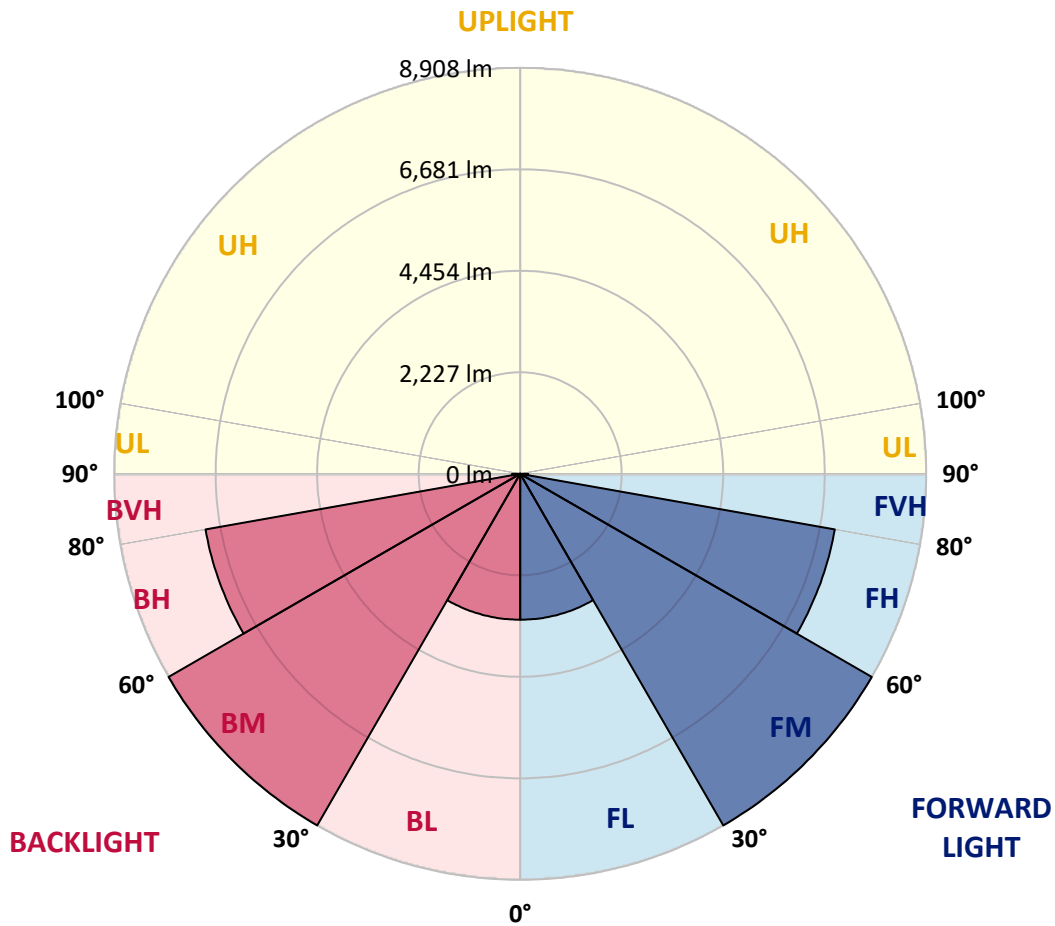
REPORT NUMBER: P941373
 CATALOG NUMBER: GALN-SB4D-850-U-T1

LUMINAIRE CLASSIFICATION SYSTEM LUMEN TABLE AND BUG RATING:

Zone	Lumens	% Fixture	Zone Rating/Lumen Limit		
			B	U	G
FL (0°-30°)	3200.9	8.3			
FM (30°-60°)	8907.6	23.1			
FH (60°-80°)	7010.0	18.2			G3/7500
FVH (80°-90°)	177.0	0.5			G2/225
BL (0°-30°)	3200.9	8.3	B4/5000		
BM (30°-60°)	8907.6	23.1	B5		
BH (60°-80°)	7010.0	18.2	B5		G5
BVH (80°-90°)	177.0	0.5			G2/225
UL (90°-100°)	0.0	0.0		U0/0	
UH (100°-180°)	0.0	0.0		U0/0	

BUG Rating: B5-U0-G5

Type I Short



REPORT NUMBER: P941373
 CATALOG NUMBER: GALN-SB4D-850-U-T1

CANDELA DISTRIBUTION (FULL):

	0°	5°	15°	25°	35°	45°	55°	65°	75°	85°
0°	7211.1	7211.1	7211.1	7211.1	7211.1	7211.1	7211.1	7211.1	7211.1	7211.1
2.5°	7217.3	7225.5	7225.5	7219.3	7233.7	7221.4	7221.4	7215.2	7221.4	7215.2
5°	7254.2	7264.5	7268.6	7266.5	7285.0	7274.7	7274.7	7266.5	7268.6	7262.4
7.5°	7323.9	7338.3	7346.5	7356.8	7383.4	7371.1	7362.9	7338.3	7328.0	7311.6
10°	7346.5	7362.9	7389.6	7442.9	7504.4	7506.5	7481.9	7420.3	7373.2	7336.2
12.5°	7276.8	7299.3	7354.7	7463.4	7600.8	7656.2	7617.2	7514.7	7422.4	7356.8
15°	7188.6	7213.2	7297.3	7461.4	7664.4	7793.6	7789.5	7654.1	7506.5	7403.9
17.5°	7051.2	7075.8	7196.8	7426.5	7713.6	7926.9	7984.3	7844.9	7637.7	7500.3
20°	6803.0	6825.6	6993.7	7315.7	7730.0	8068.4	8218.2	8095.1	7836.7	7650.0
22.5°	6481.0	6515.9	6712.8	7125.0	7691.1	8216.1	8484.8	8400.7	8068.4	7810.0
25°	6136.4	6173.4	6403.1	6891.2	7590.6	8322.7	8800.6	8747.3	8331.0	8009.0
27.5°	5839.1	5878.0	6128.2	6659.4	7434.7	8363.8	9112.4	9139.0	8648.9	8228.4
30°	5605.2	5642.2	5908.8	6472.8	7233.7	8322.7	9385.1	9569.7	8972.9	8419.1
32.5°	5348.9	5396.0	5677.0	6245.1	6995.8	8224.3	9623.1	10035.3	9348.2	8624.2
35°	5024.8	5067.9	5363.2	5933.4	6684.0	8066.4	9822.0	10552.1	9885.6	8936.0
37.5°	4631.0	4672.1	4965.3	5543.7	6374.3	7844.9	9973.8	11134.6	10525.5	9385.1
40°	4235.2	4274.2	4549.0	5108.9	6003.1	7561.8	10027.1	11704.8	11259.7	10002.5
42.5°	3872.2	3907.1	4159.3	4680.3	5586.8	7200.9	9957.4	12201.1	11918.1	10433.2
45°	3537.9	3568.7	3792.2	4278.3	5154.0	6762.0	9748.2	12734.3	12701.5	10740.8
47.5°	3156.4	3187.2	3418.9	3888.6	4721.3	6247.2	9393.3	13259.4	13790.6	11438.1
50°	2690.8	2717.5	2955.4	3439.4	4272.1	5699.6	8901.1	13671.6	15164.7	12494.4
52.5°	2139.1	2167.9	2399.6	2883.6	3738.9	5111.0	8253.0	13940.3	16752.1	14036.7
55°	1591.5	1612.0	1813.0	2247.8	3078.5	4440.3	7440.8	14016.2	18552.9	16145.1
57.5°	1154.7	1167.0	1296.2	1620.2	2334.0	3601.5	6454.3	13819.3	20696.1	18848.2
60°	935.2	939.3	978.3	1121.9	1622.3	2653.9	5262.7	13142.5	23021.9	22332.8
62.5°	849.1	849.1	859.3	898.3	1097.3	1751.5	3820.9	11739.6	25515.9	26736.2
65°	789.6	789.6	793.7	812.2	865.5	1115.7	2411.9	9454.9	27618.1	31894.3
67.5°	736.3	738.3	736.3	742.4	773.2	824.5	1398.7	6530.2	28750.2	37239.1
70°	680.9	685.0	674.8	674.8	699.4	701.4	875.8	3581.0	27810.9	41718.3
72.5°	615.3	621.4	605.0	600.9	619.4	611.2	658.4	1718.7	23877.1	43055.6
75°	557.9	566.1	529.1	518.9	518.9	512.7	535.3	881.9	15497.0	35122.5
77.5°	506.6	523.0	463.5	430.7	422.5	404.0	436.9	539.4	6778.4	16489.6
80°	418.4	441.0	381.5	342.5	328.2	307.6	344.6	377.4	2016.1	3829.1
82.5°	311.7	322.0	270.7	244.1	231.8	217.4	258.4	262.5	656.3	1355.7
85°	198.9	203.0	166.1	143.6	137.4	131.3	164.1	143.6	250.2	996.8
87.5°	69.7	80.0	63.6	57.4	61.5	51.3	75.9	43.1	69.7	703.5
90°	0.0	0.0	0.0	0.0	0.0	0.0	0.0	0.0	0.0	0.0

(END C

90°

7211.1
7215.2
7262.4
7311.6
7330.1
7346.5
7387.5
7477.8
7615.2
7762.8
7943.3
8158.7
8318.6
8497.1
8794.5
9196.5
9801.5
10174.8
10392.2
11036.2
11989.8
13415.3
15367.8
17869.9
21100.2
25085.2
29806.4
34985.1
41125.6
44614.3
37567.2
16147.1
3667.1
1532.1
1448.0
871.7
0.0

OF REPORT)